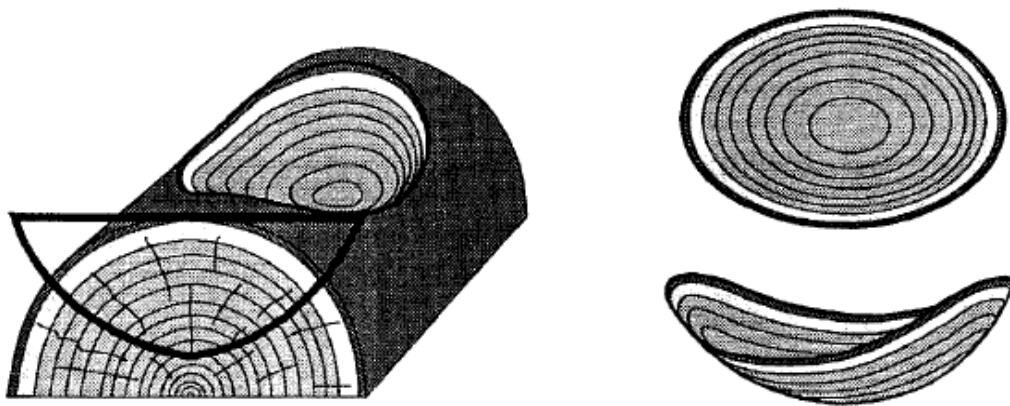



A bowl turned with the pith at the rim and will display a hyperbolic pattern inside.

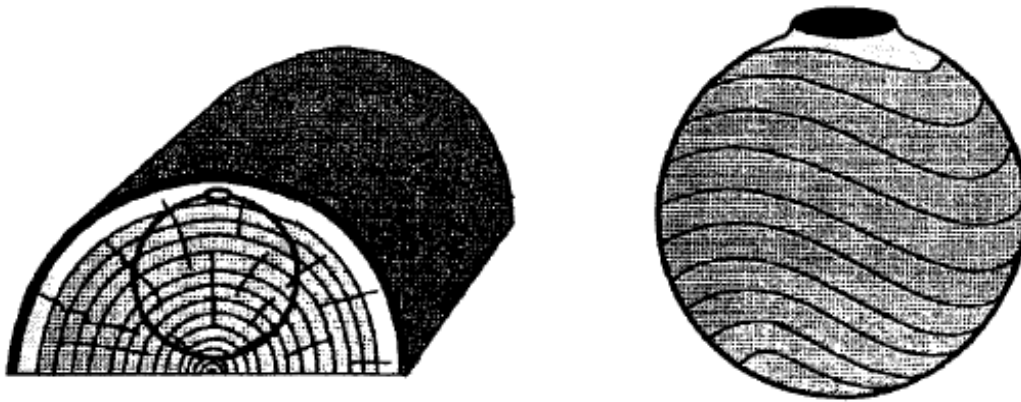


By extending the bowl form through the bark, an oval shaped bowl with an undulating natural rim will be produced. All the rings will be whole.

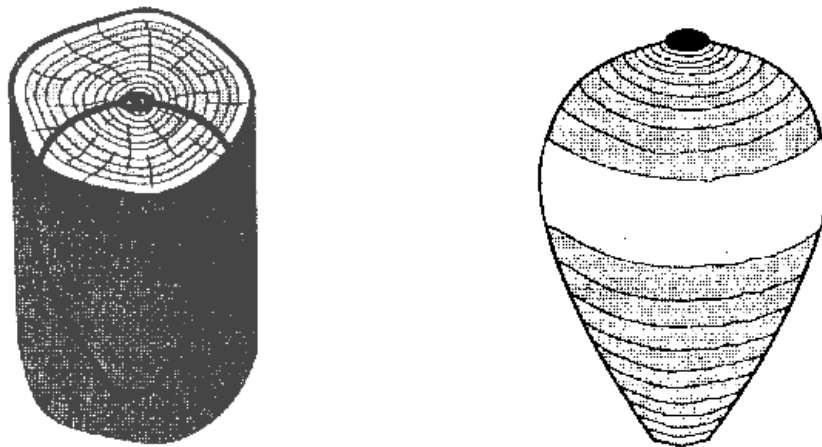


An open form turned from the whole log with the pith at the bottom will have a concentric circular pattern. If the form extends beyond the bark, there will be a natural edged bowl.

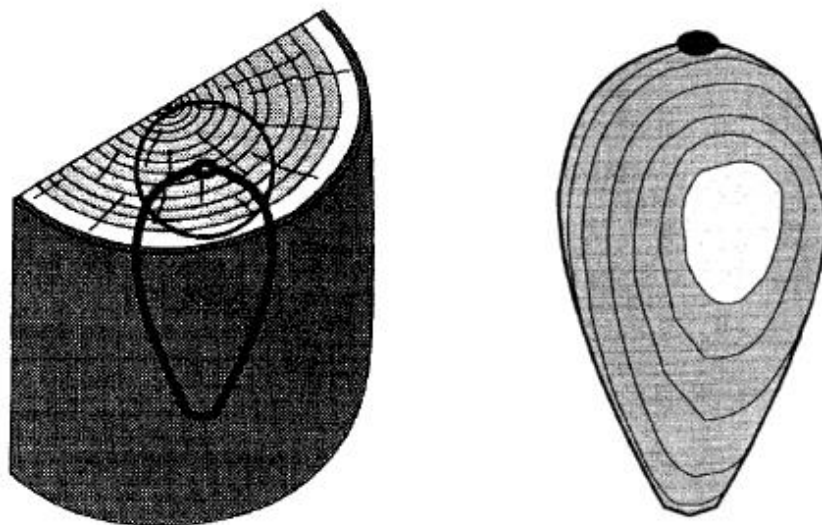
*Tip, when ripping a log with a chainsaw lay the log on its side rather than standing it on end.



A form turned from half a log with the opening at the sapwood will have a light spot highlighting the opening and an undulating grain pattern surrounding it.



A form turned with the vertical axis through the pith and the larger diameter through the sapwood will have a light ring around the widest portion, with a concentric circular grain pattern.



Turning an end grain form in which the diameter extends into the sapwood will show a sapwood patch at the widest point surrounded with concentric ovals to the other side.